

Student Workbook

What's Buggin' You?
Let's Fix It.

We want to hear your realistic
solution to a local environmental
concern.

You can make it happen.
We can help.



This workbook belongs to:

Name: _____

School/Club: _____

Grade: _____

Date: _____

www.CaringForOurWatersheds.com

Nutrien[®]
Feeding the Future[™]

Call to Action

Take a look around you and think of how you can help protect and improve our **water, air** and **land**.

Pick one concern and come up with one idea to help fix it.

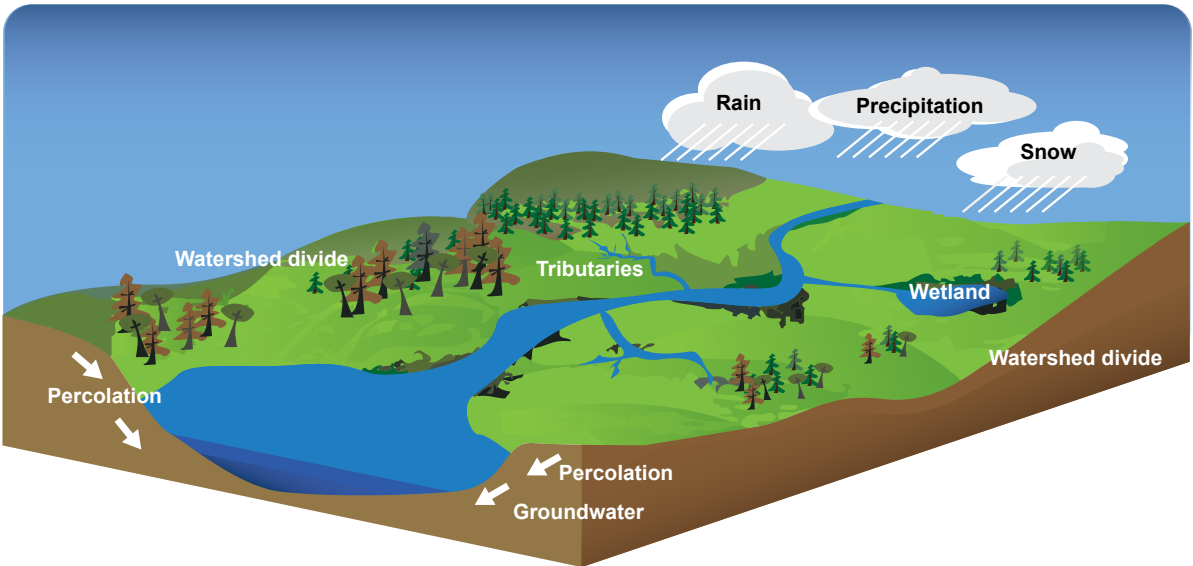
You can make a difference and have a chance to win prizes for yourself and your school or registered not-for-profit club (such as 4H and FFA).

Implementation funding is also available.

What is a watershed?

A watershed is all of the land that drains to the same location or body of water. People tend to think only of water bodies such as rivers, lakes and wetlands as being part of their watershed. However any upland whether it be a park, field, or even a parking lot, is also included.

Watersheds know no borders, whether national or international and are key to a healthy environment.



Why are watersheds important?

First and foremost, people and animals rely on surface water (streams, lakes, rivers) and groundwater (water stored underground) for drinking as well as for growing and processing food, creating energy, and manufacturing products. The actions we take on the land can impact the quality and quantity of our water supply. Our local actions not only impact our own environment, economy and society but also our neighbors around the world. Remember, we all live downstream from someone else.

Your Watershed Facts

What watershed do you live in? _____

How big is your watershed? _____

How many people live in it? _____

What are the main sources of water? *i.e. rivers, lakes, aquifers, rainwater, glaciers...*

What are the names of the major bodies of water? _____

Describe the land *i.e. desert, rocky, mountains, prairies, hills, forests, swamps, wetlands...*

What are the largest towns/cities? _____

Does your watershed cross provincial/state/national borders? If so, what borders?

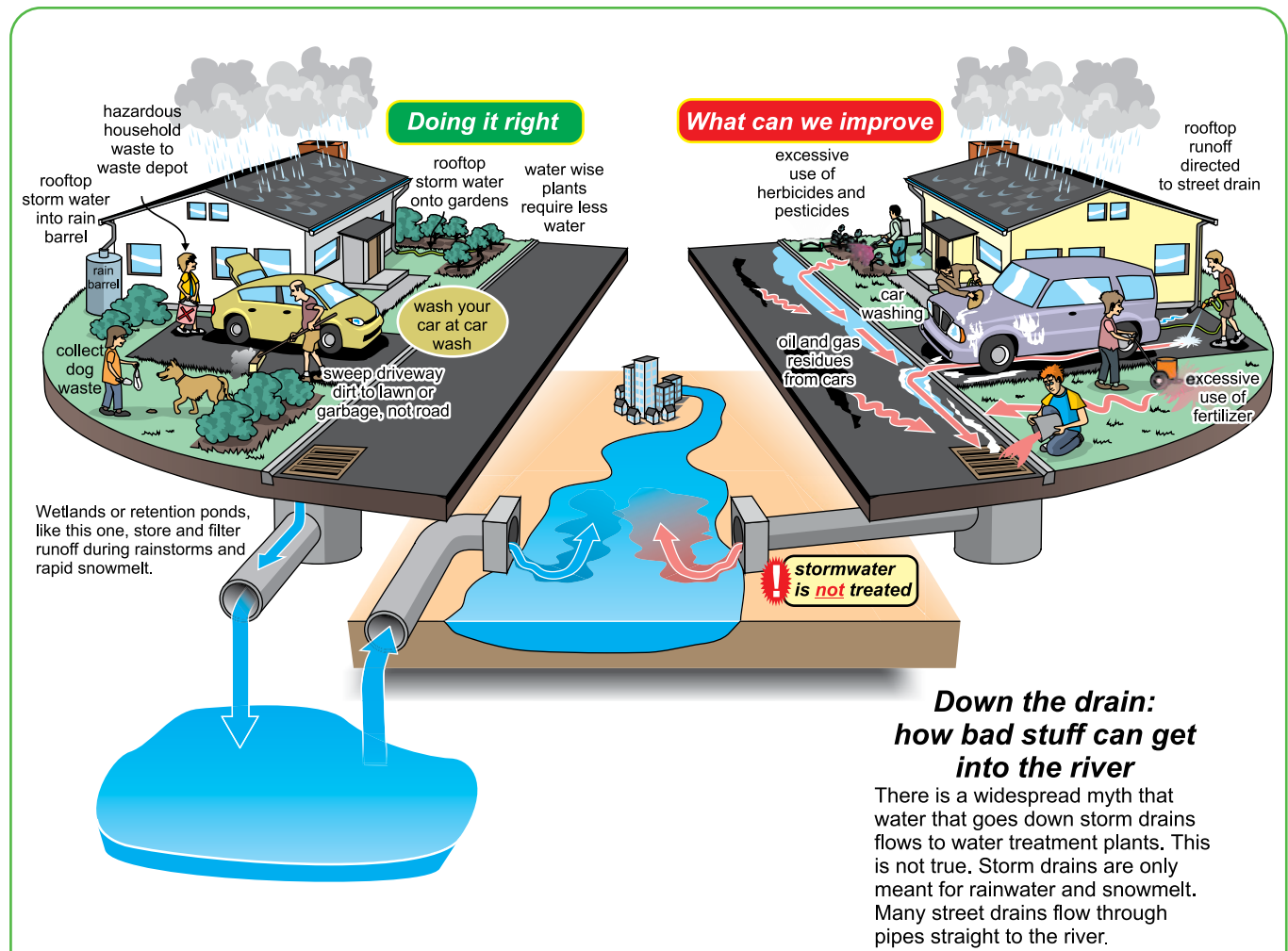
Where does the water in your watershed come from? Where does it flow to?

What are some of the main businesses in your watershed? *i.e. Agriculture, Manufacturing, Oil & Gas, Recreation, Tourism...*

NOTE: This is for your learning. Only include details relevant to your solution in proposals.



Maintaining Water Quality: Urban



Make a list of:

How people are doing it right

What can we improve

Doing It Right

What are some of the opportunities to improve your watershed?

Land/ Water Quantity

Land/ Water/Air Quality

Describe some good things you see people doing to help the environment in your watershed
i.e. Schools recycling paper, community gardens, battery recycling program, highway garbage pick-ups...

How do these things help the watershed either in Quantity or Quality?



Describe the good things you see people doing to help the environment in other watersheds.

True or False

- T F 1.** Roots of plants provide the glue that holds streambanks and shorelines together and prevents erosion.
- T F 2.** In healthy riparian areas you would find trees and shrubs that are all the same age.
- T F 3.** A meander is a bend in the river.

Check your answers on the next page.



Doing It Wrong

What are some of the issues or concerns in your watershed?

Land/ Water Quantity

Land/ Water/Air Quality

Describe some of the concerns you have
i.e. Car oil washed down storm drains, litter on streets, decreasing green grass areas, 20 minute showers...



How are these things harming the watershed either in Quantity or Quality?

One concern:

From the list above, **LIST ONE CONCERN** you would like to focus on.

True False Answers
1. T, 2-F (all ages of trees and shrubs are found in a healthy riparian area), 3. T

One Solution

Identify a realistic solution to address the concern you circled using the following guide:

Think of something **INNOVATIVE** that you could accomplish in your watershed, or a concept that exists, but could be done better.

Briefly describe your solution:

Is your solution...**CREATIVE** and **ACHIEVABLE**?

How so?

What

My idea involves...

- Recreation
- Agriculture
- Manufacturing
- Transportation
- Education
- Other _____

Describe what stakeholders above you are trying to help:

Where

My idea will start in...

- My Backyard
- School
- Community
- Province/State
- Country
- Other _____

Describe where your idea will take place:



One Solution (cont'd)

When

My idea will occur...
Right away Next year Other _____

Make a timeline for when things will occur:

Month	Month	Month	Month	Month
Task	Task	Task	Task	Task

Who

My idea will need help from...
Family/Friends School/Club Community Members Industry Expert
Government Other _____

Make a list of people who you will need to contact:



Why

My idea will help the...
Land Air Water Other _____

Describe why this idea will help the watershed:

Sustainable Development Goals

The Sustainable Development Goals put forward by the United Nations outline 17 goals we can all work toward to make the world a better place. Think global, act local! Consider which goal(s) your solution could contribute to. Check all that apply.

SUSTAINABLE DEVELOPMENT GOALS

1 NO POVERTY

2 ZERO HUNGER

3 GOOD HEALTH AND WELL-BEING

4 QUALITY EDUCATION

5 GENDER EQUALITY

6 CLEAN WATER AND SANITATION

7 AFFORDABLE AND CLEAN ENERGY

8 DECENT WORK AND ECONOMIC GROWTH

9 INDUSTRY, INNOVATION AND INFRASTRUCTURE

10 REDUCED INEQUALITIES

11 SUSTAINABLE CITIES AND COMMUNITIES

12 RESPONSIBLE CONSUMPTION AND PRODUCTION

13 CLIMATE ACTION

14 LIFE BELOW WATER

15 LIFE ON LAND

16 PEACE, JUSTICE AND STRONG INSTITUTIONS

17 PARTNERSHIPS FOR THE GOALS

Research the United Nations Sustainable Development Goals and Targets:
<https://sustainabledevelopment.un.org/topics/sustainabledevelopmentgoals>

Explanation

Explain why you chose the goals you did.



Budget

How much will it cost? Where will you get the money?

A budget describes where the money is being spent (Expenses) and where you are getting it from (Income/Revenue).

A detailed budget must include everything that you will be spending money on. Some important considerations are things like paper, hardware (like toilets, taps), installation, volunteers, etc.

Some items or services may be donated. They may include things like Mr. X from the school will be installing the toilets and so while you are NOT paying him directly, someone else is, or he is volunteering his time. The \$ amount that you would have had to pay him can be considered in-kind. If people or an organization gives you materials, that too is considered in-kind. For example, maybe your school will be providing the paper and photocopying for your project. You will have to research how much that paper is costing the school to include it in your budget.



Budget

Item	Amount per item	# items	Total Project Cost	Income/ Revenue Donated	Total Cash Still Needed
Poster paper	\$1.00 per sheet	50	\$50	\$0	\$50
Photocopying	\$0.10 per sheet	50	\$5	\$5	\$0
Toilets	\$200	10	\$2000	\$0	\$2000
Installation Time	\$30/hr	20	\$600	\$600	\$0
... etc					
TOTAL			\$2655	\$605	\$2050

This is the amount that is being donated from all sources (cash, in-kind items or services, unconfirmed requests, etc.).

This is how much cash you still need to complete your project.

Remember, you cannot spend money you do not have! If there is still cash needed in your budget, be sure to explain where the funds will come from.

Important:

Crowdfunding (ie: GoFundMe) is **not** an accepted form of fundraising for the CFW contest. Work with your local Program Coordinator and Teacher/Club Advisor to decide how to best raise any additional funds needed for your project.

Your Budget

Budget

Item	Amount per item	# items	Total Project Cost	Income/ Revenue Donated	Total Cash Still Needed
TOTAL					

“Don’t forget to explain where any cash still needed will come from. This includes requested funding from Nutrien or others”



Creativity

Community judges will be reading your proposal and they like visuals. **Visuals can often sell your idea better than words.**

If your idea involves a brochure, poster, video, song, cartoon, book or model – then make it and attach it to the essay.

If your idea doesn't have a tangible visual then include diagrams, charts, graphs and tables to showcase your facts.



References

Do you know what plagiarism is? If you answered, yes, then don't do it! You'll be disqualified from the Caring for our Watersheds contest. If you're not sure, think of it this way. If you copy and paste content from someone else you have to say who wrote it, when and where. All research that has been quoted, paraphrased or summarized must have proper in-text citations (such as MLA or APA guidelines: http://bcs.bedfordstmartins.com/resdoc5e/RES5e_ch09_s1-0001.html).

Improper Quote

Water is the most important thing to life on this planet without water there is no life. That is why I want to focus my proposal on protecting this most important resource. I think that you can only live without water for like three or 4 days. No research or expert has been quoted.

Proper Quote

Example 1:

On the Environment Canada website it states that 30% of the water used in the home is flushed down the toilet (Environment Canada, 2001, Water Use. Referenced from: http://www.ec.gc.ca/Water/en/manage/use/e_use.htm)

Example 2:

Bruulsema (2012) said, "4R Nutrient Stewardship is...simple – apply the right source of nutrient, at the right rate, at the right time, and in the right place" (p. 2).

List of References:

Bruulsema, T. (2012). *4R plant nutrition*. Washington, DC: Simon & Schuster.

**Can YOU make this project happen
with the people/time line/budget you've proposed?**

Congratulations! You're nearly ready to enter to win \$1,000!

Caring for our Watersheds Contest

Caring for our Watersheds is an international competition that combines the passion from industry, conservation and education into an award winning program for **YOU**. CFW is a contest which is hosted in watersheds around the world - enter the contest closest to you.

By telling community judges your solution you have a chance to win rewards for yourself, your school/club and your idea!

Use the information you have compiled in your Student Workbook to write a 1,000 word proposal. Remember, this isn't an essay on what a watershed is - this is a proposal to the community on **ONE solution** that you have that would make an actual difference to the watershed. Think your idea through as if you were actually going to do it... and afterwards... we just might fund it!

Prizes

First place is \$1,000 cash to you and \$1,000 to your school or club.

\$10,000 is also up for grabs to turn ideas into reality.

Proposal Checklist

- ☐ Introduction (1 paragraph)
- ☐ Define your watershed (1 paragraph)
- ☐ Identify your concern (1 paragraph)
- ☐ Explain your solution (3-4 paragraphs)
- ☐ Explain the scope of your project (3-7 paragraphs)
- ☐ How will this create a positive impact? (2 paragraphs)
- ☐ Explain the resources needed (2 paragraphs)
- ☐ Detailed budget
- ☐ Conclusion (1 paragraph)
- ☐ Include visuals
- ☐ Cite references
- ☐ Include the Sustainable Development Goals (SDGs)

Note: paragraphs listed above are suggested lengths. Your proposal does not have to match this exactly.

HINT: Check off items as you write to make sure you have all the information you need in your proposal.

SMART Proposal Writing

When you are writing your proposal, ask yourself "is it **S.M.A.R.T?**"

S – Specific Is your plan detailed? Try to keep it from being too broad or general. Talk about what **ONE SOLUTION** and the actions you are going to take to make it happen.

M – Measurable Set clear goals for yourself. What do you want your project to do? Make your goals specific so you can evaluate whether you are successful.

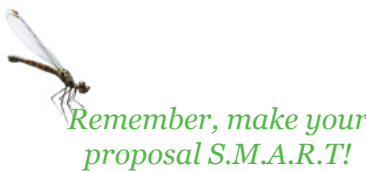
A – Achievable Make your project achievable. If you need help making your idea happen, make sure you identify who needs to be involved (government, industry organizations, conservation groups etc).

R – Realistic Is it possible to complete this project? This project could really happen and the more reasonable it is, the more likely it is to succeed.

T – Timely How long would it take? When would you complete your project by?



The Proposal - A Detailed Overview



1. Introduction

This is your chance to catch our attention and tell us what you are going to talk about in your proposal. Make us care about your project by thinking about why it is important to you. Remember, this is YOUR water and YOUR watershed.

2. Define your watershed (Page 3)

Tell us what watershed you live in. Keep this section brief. Remember this is not an essay on the state of your watershed but a proposed SOLUTION to a concern in the watershed.

3. Identify the issue or concern you want to look at (Page 6)

Pick one specific issue that you see in your watershed. Then, tell us about that issue: what is causing it, what impact do you see in the watershed (for example: is water quality decreasing), and why you think this issue is important to do something about it.

4. Explain your solution (Page 7)

What can you do to improve your watershed? Within your school, your home, or your community, what is something you can do to help your watershed? You could educate people, monitor water quality, or create a piece of art; anything that you think could have a positive impact on your watershed. Be specific about what you will do, how it will work, and what it will take to make it happen. Be realistic!

5. Explain the scope of your project (Page 8)

The scope means: how big of a project this is and how far the effects will go. Is this a local project that will affect your home, your school, your county, or even your province? Is this project something that you can do alone, or will you need help? How many people will be affected by this? Think about scope in terms of the amount of work you need to put in, the number of people it affects, and the amount of area it will cover.

6. How will your project create a positive impact? (Page 8-9)

Explain to us how your idea is going to make positive changes in the watershed. Maybe you plan to educate people so they change how they do things. Maybe you'll bring awareness to an issue that people know nothing about. Maybe you will make people see your watershed in a whole new way. Tell us why this is going to work! Remember, you are "selling" this idea to us.

7. Explain how your project contributes to the Sustainable Development Goals. (Page 9)

Research and identify the Sustainable Development Goal(s) that your project helps to move the dial on. Be specific! Include the specific targets related to each goal that your project will be contributing to.

8. Describe the resources needed to make this idea happen (budget) (Page 13)

You should be able to implement this project, so describe what you will need to make it happen. What will it cost and where will you get the funding to pay for it? Tell us where and how you will make this project happen. Think about materials needed, the costs involved, as well as the time required to make this project happen.

9. Conclusion

Sum up your idea and why it will help your watershed. Remember, don't introduce anything new about your idea, just go over what you've told us to remind us how great your idea is.

10. Include visuals

Show us what your idea would look like in a model, drawing, cartoon, video or graph – whatever creative way you want to express your solution. For example, if you want to make a watershed awareness brochure – write and illustrate a brochure! If you want to plant a native garden – draw us a picture or make a collage of the plants you would include, the size it would be, where it would be located etc.

11. Cite References

Community judges will be reading your proposal and they are often conservation experts so it is important that you cite your references. Who knows... you might be citing some of their research!

Judge's Scoring Rubrics

The top ten entries with the highest score will advance to the final competition.

This is what the judges will be using to mark your completed proposal.

INNOVATION						
Minimal		Adequate		Impressive		
0	1	2	3	4	5	Value
• Identifies a minor local issue with existing techniques in a common application.		• Identifies an important local environmental issue. • Uses existing techniques in a new application.		• Identifies a substantial environmental issue: local, national or international. • Uses a new approach or an existing technique in a highly creative manner.		
IMPACT POTENTIAL						
0	2	4	6	8	10	Value
Solution has little or no environmental and/or social improvement.		• Solution has positive environmental and/or social improvement but may be difficult to repeat in other places of the watershed.		• Solution could result in a clear environmental and/or social improvement and could easily be repeated in other places in the watershed.		
COMPREHENSIVE SCOPE AND COMMUNICATION						
0	2	4	6	8	10	Value
• Common knowledge has been applied. The proposal presents a basic understanding of the problem and its solution. • No clear introduction or conclusion. • Little to no sources or research of the local watershed.		• The project has an adequate degree of vision and complexity. • Has an introduction, body, and conclusion but flow between ideas is weak. • Several sources provided. Some research of the local watershed.		• The project thoroughly reflects a <u>deep understanding</u> of the local watershed and the issue, its solution, and complexity. • Introduction, body and conclusion are captivating, flow smoothly and are well-balanced. • Many sources cited throughout proposal. Extensive research.		
BUDGET						
0	1	2	3	4	5	Value
• No costs of project have been mentioned or values mentioned appear unrealistic.		• Costs of the project have been analyzed. Values appear accurate but a few costs may be missing.		• A detailed budget has been included. Values appear accurate and all encompassing.		
REALISTIC SOLUTION						
0	2	4	6	8	10	Value
• Project may not adhere to existing laws. • This project is unlikely to be implemented. • Little to no evidence that steps have been taken to implement.		• Project complies with existing laws. • This project is likely to happen at the local level. • Evidence is provided that this project MIGHT be implemented however, specific dates, times, locations etc are missing.		• Project complies with existing laws and avoids undesirable side effects. • This solution is <u>highly practical</u> and may benefit other watersheds. • Evidence is provided that this project has been or will be implemented within one year.		
VISUALS						
0	1	2	3	4	5	Value
• Visuals are incorrect, unattractive or ambiguous. • Visuals do not add new information.		• Some visuals are used, but are not clearly explained. • Visuals support the project.		• Visuals are unique, appealing, descriptive, and accurate. • Visuals significantly enhance the idea, such as PowerPoint, videos, displays, poems or charts.		
SUSTAINABLE DEVELOPMENT GOALS (SDGS)						
0	1	2	3			Value
• No mention of the Sustainable Development Goals (SDGs) . • Sustainable Development Goals are mentioned, but no details are provided related to the solution.		• Mentions the Sustainable Development Goals (SDGs) and provides some detail on what goal(s) the solution will contribute to.		• Clearly addresses what Sustainable Development Goals (SDGs) the solution will contribute to including specific SDG targets.		



Competition Details

What can you do to improve your watershed?

1. You can work by yourself or in a group of up to 4 people.
2. Identify an **environmental concern**.
3. **Research** the concern (discuss the idea with parents, teachers, friends and local experts).
4. Identify a **REALISTIC SOLUTION** to address the concern.
5. Explain your idea in an approximately **1,000 word proposal**. Use graphics, models, pictures or videos to supplement your idea.
6. Entries are **judged** on: (See judges rubric on page 15 for details)
 - Innovation
 - Impact Potential
 - Comprehensive Scope and Communication
 - Budget
 - Realistic Solution
 - Visuals
 - Sustainable Development Goals (SDGs)
7. **Submit your entry online at www.caringforourwatersheds.com or by mail**. All support materials not submitted online must be sent to the local Program Coordinator before the contest deadline.
8. **Ten finalists** will be selected to make a **5 minute verbal presentation** to a panel of judges and a public audience. Everyone at the finals receives a cash award.
9. Win awards for yourself and your school/club*!
Content Score 35% + Verbal Score 65% = Final Score Determines Winner
10. **Implement your idea** (this is optional). Funding is available.



* Please note:

If a **Home School** child enters their school reward will go to a not-for-profit charity of their choice.

If a team enters with students from **multiple schools** the school award must be shared equally.

Student Action

Across the WORLD students are making their ideas a reality!

All students are encouraged to implement their ideas. Funding is available. Here are a few examples:

Riffle Crossings

Cromer, Manitoba, Canada

Photograph Calendar Contest

San Antonio de Areco, Argentina

Bat Boxes and Bird Houses

Calgary, Alberta, Canada

Eco-Friendly Car Wash Solution

Alexandria, Virginia, USA

Children's Activity Book

Ponoka, Alberta, Canada

Native Plant Pollinator Garden

Antelope, California, USA

Rain barrels

Saskatoon, Saskatchewan, Canada

Solar Panels on High School

Camrose, Alberta, Canada

Thank YOU for participating in the program

A written proposal is required to enter the Caring for our Watersheds contest.

Student Workbooks do not qualify as a proposal.

Canadian contests



American contests



Outside North America contests



Enter your local contest at
www.CaringForOurWatersheds.com

Acknowledgements

This program is brought to you by Nutrien Ltd but would not be possible without the support from international community partners, volunteers, conservation groups, government and schools. Thank you to the following organizations for contributing to this workbook: Nutrien Ltd, Battle River Watershed Alliance, Center for Land-Based Learning, Cows and Fish, Earth Force, Hamilton County Soil and Water Conservation District, Oak Hammock Marsh Interpretive Centre, Partners for the Saskatchewan Watershed Alliance and Poudre Learning Center.

